

# EASY 6000

**PCB BOARDS**




**westomatic**  
*make it happen*

# EASY 6000

Westomatic


## PCB Boards



**PCB:  
Main  
Board**  
(New Style 2016 onwards)

1


PN: 1021729



**PCB:  
Main  
Board**  
(Old Style Pre - 2016)

1


PN: 1021134



**PCB:  
Graphic  
Display with  
Board**

2

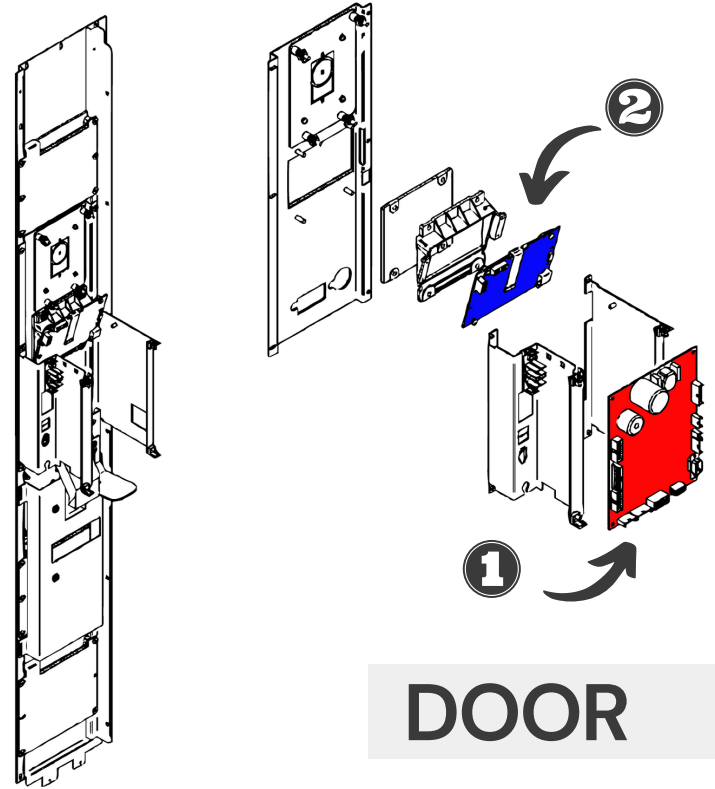
PN: 1021523



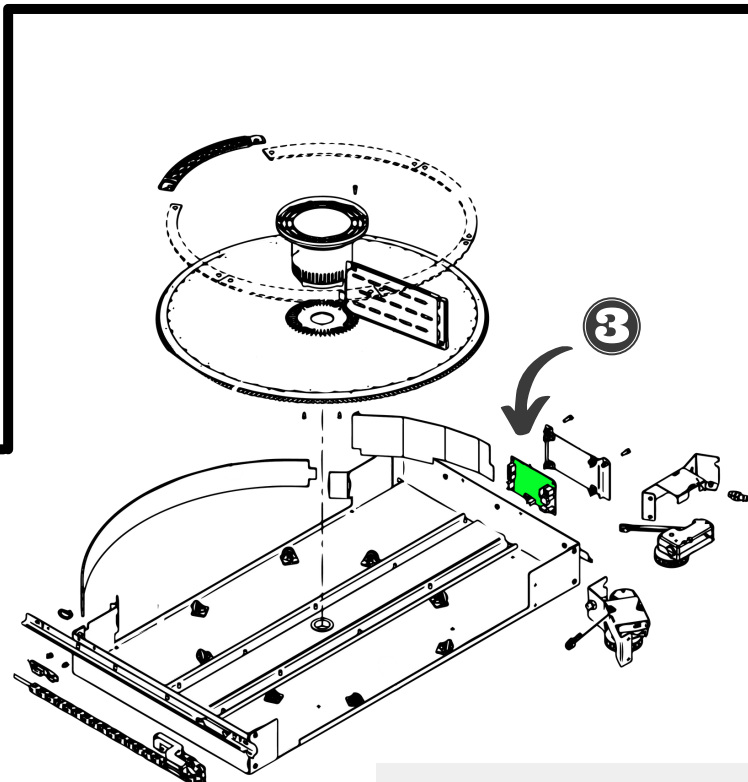
**PCB:  
Drum  
Control**  
(x8 per machine)

3

PN: 1021145



DOOR



DRUM


# EASY 6000

## PCB Boards




**PCB:** **Powerboard**  
(Old Style Pre 2016)

PN: 1021111



**PCB:** **Powerboard**  
(New Style 2016 onwards)

PN: 1021751



**PCB:** **LED Power Pack**  
(2x per machine)

PN: 1021150

**POWER  
SUPPLY  
UNIT**

