



EVOLVE

FUEL YOUR BODY

**ADJUSTING THE FEET &
LEVELLING THE MACHINE**

westomatic
make it happen

ADJUSTING THE FEET




Equipment Needed:

- An adjustable spanner **or**
- A 12 spanner
- A tape measure
- A spirit level

IMPORTANT

- Before you start ensure the foot is down otherwise the nut will not be accessible




LEVELLING THE MACHINE

- Locate the machine on a stable, level surface.
- You will need an adjustable spanner and a spirit level.
- Incorrect levelling can lead to misalignment and inconsistent bottle fill issues.

1



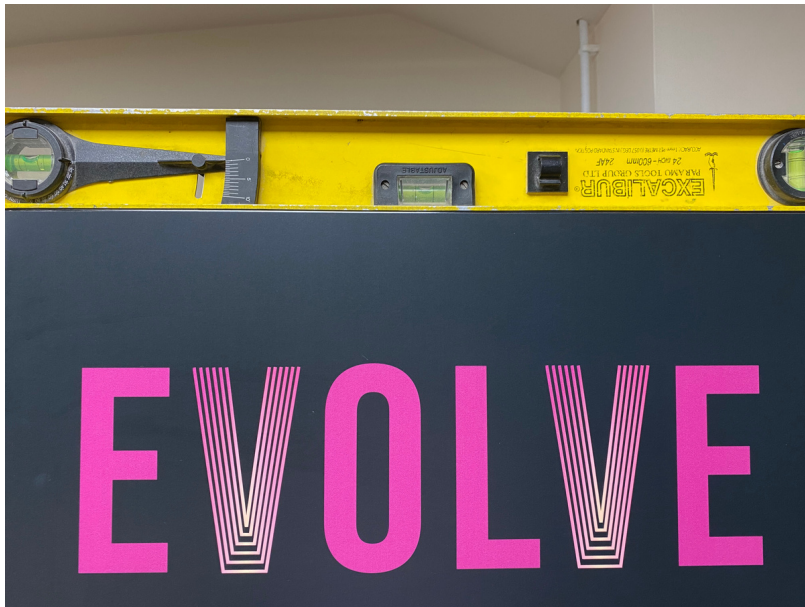
2



LEVELLING THE MACHINE

- Using the spanner adjust the foot bolts to raise or lower the machine.
- Ensure you check side to side and front to back to ensure machine is level in both planes.
- NB: Make sure the level is free of the hinge!

3



4



REFUEL. RECOVER. REPEAT.



CONTACT



Westomatic Vending
Services Ltd,
Units 7 - 8 Forde Court,
Block 4 Forde Road,
Newton Abbot,
TQ12 4BT



+44 (0)1626 323100



sales@westomatic.com



www.westomatic.com