



Encore

**12 MONTH CHECK UP!
FRESHBREW/INSTANT**



westomatic
make it happen



12 month Check up!

Key areas to look at:

BOILER	<ul style="list-style-type: none"> • Remove and clean boiler probes • De-scale boiler (if required) • Replace boiler valves
WATER FILTER	<ul style="list-style-type: none"> • Replace water filter • Calibrate water dispense flow rate - 0.6 Fl.oz/sec
WHIPPER DECK	<ul style="list-style-type: none"> • Clean extraction system • Check all whipper motors are functioning correctly • Replace whipper bases/seals/o-rings
BREWER	<ul style="list-style-type: none"> • Remove and clean Brewer • For LPB: • Clean LPB filter platform and replace filter belt
WATER TEMP	<ul style="list-style-type: none"> • Perform machine flush • Ensure there are no leaks • Check water temperature
MOVING DISPENSE HEAD	<ul style="list-style-type: none"> • Check moving dispense head is positioned correctly • Nozzles align correctly with cup dispense area

TEST & CLEAN!



12 month Check up!

Key areas to look at:

CUP SENSOR	<ul style="list-style-type: none"> • Clean cup sensor • Test operation of cup sensor - use your own cup • Check cup drop operation and cup settings - placement time = 2secs, carousel timeout = 30 secs
TEST DRINKS	<ul style="list-style-type: none"> • Test a minimum of one drink of each type with machine door closed (with coins if coin mech fitted) • Check drink quality by tasting

CLEAN!

Safety Checks:

- **PAT test machine** - Insulation & Earth Bond only
- **Check Mains Lead** - for damage/do not connect to extension lead
- **Check Fuses** - correct value and type (remove fuses where not needed eg refrigeration fuse)
- **Check Looms** - connections are free from damage and fully secured

Tools Required



PAT Tester
 Digital Thermometer
 Portable Hoover
 Gram Scales
 M4 (7mm) socket
 Cross Head Screwdriver



Estimated Labour Time - 1.25hrs

PARTS LIST




Westomatic

Encore



**Hygiene Kit -
Eco Encore**

PN: 201107



**Hygiene Kit -
Eco Encore
Brewer**

PN: 200041019



Filter Roll

PN: 1039018



**Filter Platform
Complete**

PN: 200041005s




**Cylinder Seal
- Filter
Platform**

PN: 1044014



**Seal - Piston
Assembly**

PN: 1044008



**Motor -
Whipper
15000RPM
230V Short
Shaft**

PN: 1040001



**Spout
Dispense
Tube**

PN: 1044002



Boiler Float

PN: 1044004



Thermistor Probe

PN: 1045001



**Valve - 230V
8mm Low
Scale
Adjuster**

PN: 1053002




**Delivery
Valve Seal**

PN: 1029017



**Boiler Port
Blank Plug**

PN: 1029014



**Seal - Valve
Membrane**

PN: 100047113